



District Report Card: 2017


State: Maharashtra	District: Sangli
Class: 5	Subject: Language
Schools: 61	Students: 1521


Participation/Coverage


Students

<div>GENDER</div> <div></div>	Boys		Girls	
	Number	%	Number	%
	828	54.44	693	45.56

<div>AREA</div> <div></div>	Rural		Urban	
	Number	%	Number	%
	1073	70.55	448	29.45

<div>CATEGORY</div> <div></div>	SC		ST		OBC		GEN	
	Number	%	Number	%	Number	%	Number	%
	183	12.03	10	0.66	584	38.40	744	48.92

<div>CWSN</div> <div></div>	LD	VI	HI	S&LD	ID	Oth
	0	4	1	0	2	39

<div>Management</div> <div></div>	Government		Government-aided	
	Number	%	Number	%
	333	21.89	1188	78.11

Average Performance of Students in Language (%)

Overall	Gender		Area		Management		Social Group			
	Male	Female	Rural	Urban	Govt.	Aided	SC	ST	OBC	GEN
63.32	61.79	65.15	62.76	64.66	68.89	61.76	61.46	63.33	63.16	63.90

Performance on Learning Outcomes (LOs)

Learning Outcomes	Description	Average Performance(%)
L504	Reads and comprehends independently storybooks, news items/ headlines, advertisements etc.	60.53
L508	Reads text with comprehension, locates details and sequence of events	64.71

Range of Performance of Students who Answered Correctly							
Below 30%		30% - 50%		50% - 75%		Above 75%	
Number	%	Number	%	Number	%	Number	%
132	8.68	306	20.12	585	38.46	498	32.74

Lowest Performing Learning Outcomes (LOs)

- 1 - Reads and comprehends independently storybooks, news items/ headlines, advertisements etc. (60.53)
- 2 - Reads text with comprehension, locates details and sequence of events (64.71)